

A person is sitting on a couch, holding a large, light-colored ceramic mug. The background is a cozy living room with a warm lamp, a green plant, and a blue cushion. The scene is softly lit, creating a calm and comfortable atmosphere.

MINDFUL MOMENTS

A QUICK-NOTE JOURNAL FOR
ANXIETY AND DEPRESSION.

A JOURNAL BY

SoberAF.org
soberaf.org

SOBERAF.ORG



TABLE OF CONTENTS

- Legend & Symbols
- How to Use This Journal
- Daily Quick-Notes
- Monthly Reflections
- 30 Deep Journaling Prompts to Relieve Anxiety



WELCOME TO

MINDFUL MOMENTS: A QUICK-NOTE JOURNAL FOR ANXIETY AND DEPRESSION


Navigating the ebbs and flows of our emotions, especially when faced with anxiety and depression, requires a safe space for reflection. This journal is designed to offer just that—a simplified, straightforward approach to capture the subtle differences of your daily emotional journey.

Instead of delving into long narratives, this journal embraces quick notes—short, impactful reflections that act as windows into your inner world. These brief entries serve as touch-points, helping you recognize patterns, triggers, and moments of relief.

Whether you're identifying a specific feeling, jotting down an external event that shifted your mood, or highlighting a coping strategy, this journal adapts to your needs. Every entry, regardless of its length, is a step toward greater self-awareness and understanding.

And as you journey through these pages, remember that you're not alone. At the end of this journal, a collection of resources awaits, offering further avenues for support.

Embrace each day, one note at a time, and know that every word you pen down is a stride towards hope, healing, and self-discovery.



DISCLAIMER

This journal is intended as a tool to support self-reflection, self-awareness, and personal growth. While it may offer prompts and exercises that can be beneficial for managing feelings and promoting mental well-being, it is not a substitute for professional mental health advice, diagnosis, or treatment.

If you are experiencing severe symptoms of depression, anxiety, or any other mental health condition, or if you're in crisis or need immediate help, please seek the assistance of a qualified mental health professional or appropriate healthcare provider. This journal is not intended to replace the specialized training and professional judgment of a healthcare or mental health care professional.

Always consult with a qualified mental health professional before making any decisions regarding treatment of any conditions you may be experiencing. Use of this journal is at your own risk, and the creators and publishers are not responsible for any potential consequences.

Your mental health is important. Remember, seeking help is a sign of strength and self-awareness.



IT'S ALWAYS GOOD TO REMIND OURSELVES OF THE LIMITS OF
SELF-HELP TOOLS AND THE IMPORTANCE OF SEEKING
PROFESSIONAL GUIDANCE WHEN NEEDED.

LEGEND & SYMBOLS

The symbols are concise visual cues, intended to give you a rapid understanding of your emotional landscape. Each symbol is chosen to offer a snapshot of your day's primary feelings, events, or interactions.

MOODS:



Content: For days that leave you feeling uplifted, light, and optimistic.



Neutral: Ideal for average days where you're cruising in the middle, without intense emotions.



Down: Representing the moments where melancholy, sadness, or low energy dominates.



Anxious: To mark the days when worry, unease, or anxiety is in the driver's seat.



Overwhelmed: For those intense moments when everything seems too much to handle.

TRIGGERS:



External Event: Any situation, event, or external factor that impacts your emotional state.



Thought/Realization: Your internal reflections, realizations, or memories that influence your feelings.

COPING MECHANISMS:



Positive Coping: Those practices, thoughts, or actions that bring you solace, relief, or clarity. This could include things like meditation, a walk in nature, or an engaging hobby.



Avoidance: Times when you choose to escape or sidestep a situation, emotion, or thought. While sometimes a natural reaction, it's essential to recognize and understand this pattern.

INTERACTIONS:



Supportive Conversation: Those heart-to-heart talks or uplifting interactions that add positivity to your day.



Challenging Interaction: The conversations or encounters that are emotionally taxing, stressful, or leave you feeling drained.

HOW TO USE THIS JOURNAL

"Mindful Moments" is more than just a journal—it's a reflection tool. Here's how to extract the maximum benefit:

- **DAILY QUICK-NOTES:**

Think of this as your emotional diary. Use the symbols to swiftly capture the essence of your day. For example, if you've had a mostly good day but an argument at work stirred anxiety, you might mark 😊 and ☁️ to represent your day.

- **MONTHLY REFLECTIONS:**

This section helps you zoom out and identify broader patterns. By reflecting on your month as a whole, you can see trends in your mood, recurring triggers, and the effectiveness of your coping strategies.

- **30 DEEP JOURNALING PROMPTS:**

This is where introspection meets depth. Each prompt is crafted to guide you into understanding the roots of your anxiety, unraveling your thoughts and feelings layer by layer.

DAILY REFLECTIONS

Date:

How did you predominantly feel today?



Highlight of the Day

Describe a moment today that brought a smile to your face or felt particularly positive.

Challenge of the Day

Share a situation or thought that presented a challenge or triggered negative feelings.

Triggers & Insights

Were there specific events or thoughts that shifted your mood?



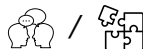
Coping Strategies

What did you do to manage or address your feelings?



Interactions

Describe a notable interaction you had today. Was it uplifting or challenging?



End of Day Reflection

Sum up your day in a few sentences. What would you like to remember? What would you do differently?

MONTHLY DEEP DIVE

Month:

Looking back at the month, which mood symbol appeared most frequently?



Positive Moments

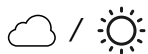
List a few standout positive experiences or days from this month.

Challenges Faced

Reflect on the challenges or recurring triggers this month. How did you navigate them?

Coping Mechanisms Review

Which coping strategies did you use the most? Were they effective?



Notable Interactions

Think about significant interactions or relationships that impacted your mood this month. Were they mostly positive or negative?



Goals for Next Month

Set intentions or goals for the upcoming month, whether related to managing emotions, personal growth, or other aspirations.

End of Month Reflection

Write a summary of the month. What lessons did you learn? What are you hopeful for as you move forward?



30

DEEP JOURNALING PROMPTS TO RELIEVE ANXIETY

Dive into these thought-provoking prompts whenever you feel the need for deeper reflection or when you wish to understand the roots of your feelings better. Each prompt is carefully designed to guide you through your thoughts and emotions.

REMEMBER, THERE'S NO RIGHT OR WRONG
ANSWER—ONLY YOUR TRUTH.

Understanding the Roots

Think about your earliest memory of feeling anxious. What were the circumstances, and how did you cope?

Visualizing Calm

Describe a place (real or imagined) where your anxiety cannot reach you. What does it look, sound, and feel like?

[illegible]

The Letter Never Sent

Write a letter to your anxiety. What would you like to tell it?

[illegible]

Personal Growth

Recall a recent challenge you faced and overcame. How has that experience shaped you?

[illegible]

30 DEEP JOURNALING PROMPTS TO RELIEVE ANXIETY

Reframing Thoughts

Think of a recent negative or anxious thought you had. How can you reframe it into a positive or neutral one?

This image shows a single sheet of white paper with horizontal blue or grey ruling lines. The lines are evenly spaced and run across the width of the page, typical of notebook paper. There are no margins, text, or other markings on the page.

30 DEEP JOURNALING PROMPTS TO RELIEVE ANXIETY

Support System

Who in your life makes you feel supported and understood? Describe a moment they helped you through a tough time.

This image shows a blank sheet of white paper with horizontal ruling lines. The lines are evenly spaced and extend across the width of the page. There are no margins, text, or other markings on the paper.

The Future Self

Imagine you five years from now, free from your current anxieties. What advice would this future self give you today?

This image shows a blank sheet of white paper with horizontal ruling lines. The lines are evenly spaced and run across the width of the page. There are no margins, text, or other markings on the paper.

30 DEEP JOURNALING PROMPTS TO RELIEVE ANXIETY

Gratitude

List five things you're grateful for right now. How do they anchor you during challenging times?

[illegible]

30 DEEP JOURNALING PROMPTS TO RELIEVE ANXIETY

Facing Fears

Describe a fear or worry you have, then outline steps, however small, you could take to face it.

This image shows a blank sheet of white paper with horizontal ruling lines. The lines are evenly spaced and run across the width of the page. There are no margins, text, or other markings on the paper.

30 DEEP JOURNALING PROMPTS TO RELIEVE ANXIETY

Self-compassion

Write a compassionate note to yourself for a time when you're feeling particularly down or anxious.

This image shows a blank sheet of white paper with horizontal ruling lines. The lines are evenly spaced and run across the width of the page. There are no margins, text, or other markings on the paper.

30 DEEP JOURNALING PROMPTS TO RELIEVE ANXIETY

Daily Rituals

What routines or rituals could you introduce to your day to decrease anxiety?

This image shows a blank sheet of white paper with horizontal ruling lines. The lines are evenly spaced and run across the width of the page. There are no margins, text, or other markings on the paper.

The Role of Environment

How does your immediate environment (home, work, etc.) affect your mood? Are there changes you can make to create a more calming atmosphere?

This image shows a blank sheet of white paper with horizontal ruling lines. The lines are evenly spaced and run across the width of the page. There are no margins, text, or other markings on the paper.

Learning from Others

Think of someone you admire for their resilience or calm demeanor. What traits or habits of theirs can you incorporate into your life?

[illegible]

30 DEEP JOURNALING PROMPTS TO RELIEVE ANXIETY

Body and Mind

How does your physical health or daily habits influence your mental well-being?

This image shows a blank sheet of white paper with horizontal ruling lines. The lines are evenly spaced and run across the width of the page. There are no margins, text, or other markings on the paper.

The Art of Letting Go

Describe something you've been holding onto that it might be time to release.

This image shows a blank sheet of white paper with horizontal ruling lines. The lines are evenly spaced and run across the width of the page. There are no margins, text, or other markings on the paper.

Values and Beliefs

How do your core values align with your daily actions? Are there any mismatches causing tension?

This image shows a blank sheet of white paper with horizontal ruling lines. The lines are evenly spaced and run across the width of the page. There are no margins, text, or other markings on the paper.

30 DEEP JOURNALING PROMPTS TO RELIEVE ANXIETY

Small Joys

List simple pleasures or activities that bring you joy and peace.

This image shows a blank sheet of white paper with horizontal ruling lines. The lines are evenly spaced and run across the width of the page. There are no margins, text, or other markings on the paper.

30 DEEP JOURNALING PROMPTS TO RELIEVE ANXIETY

The Bigger Picture

How do you want to feel a year from now? What steps can you take today to move closer to that feeling?

[illegible]

The Language of Emotion

If you had to describe your anxiety without using the word "anxiety," how would you express it?

[illegible]

30 DEEP JOURNALING PROMPTS TO RELIEVE ANXIETY

Nature's Role

How does spending time in nature or outdoors affect your mood and thoughts?

[illegible]

30 DEEP JOURNALING PROMPTS TO RELIEVE ANXIETY

Artistic Expression

Create a poem, sketch, or song that captures how you feel today.

[illegible]

Moments of Resilience

Recall a time when you felt incredibly resilient. What can you learn from that experience?

[illegible]

Personal Boundaries

Are there boundaries you need to set with someone or something to protect your mental well-being?

This image shows a blank sheet of white paper with horizontal ruling lines. The lines are evenly spaced and run across the width of the page. There are no margins, text, or other markings on the paper.

The Power of Perspective

Recall a challenging situation. How might someone else view it differently?

This image shows a blank sheet of white paper with horizontal ruling lines. The lines are evenly spaced and run across the width of the page. There are no margins, text, or other markings on the paper.

30 DEEP JOURNALING PROMPTS TO RELIEVE ANXIETY

Hidden Blessings

Think of a challenging time in your life that, in hindsight, brought about growth or unforeseen positives.

[illegible]

Mindfulness Practice

Describe a moment today when you were fully present. How did it feel?

[illegible]

30 DEEP JOURNALING PROMPTS TO RELIEVE ANXIETY

Affirmations

Write down three affirmations to tell yourself during moments of high anxiety.

This image shows a blank sheet of white paper with horizontal ruling lines. The lines are evenly spaced and run across the width of the page. There are no margins, text, or other markings on the paper.

Social Connections

How do your social interactions (both online and offline) affect your mood and well-being?

[illegible]

Personal Achievements

List and celebrate small victories or achievements from the past month.

This image shows a blank sheet of white paper with horizontal ruling lines. The lines are evenly spaced and run across the width of the page. There are no margins, text, or other markings on the paper.

Hope for Tomorrow

What are you most hopeful or excited about for the future?

This image shows a blank sheet of white paper with horizontal ruling lines. The lines are evenly spaced and run across the width of the page. There are no margins, text, or other markings on the paper.

THE 5-4-3-2-1 GROUNDING TECHNIQUE

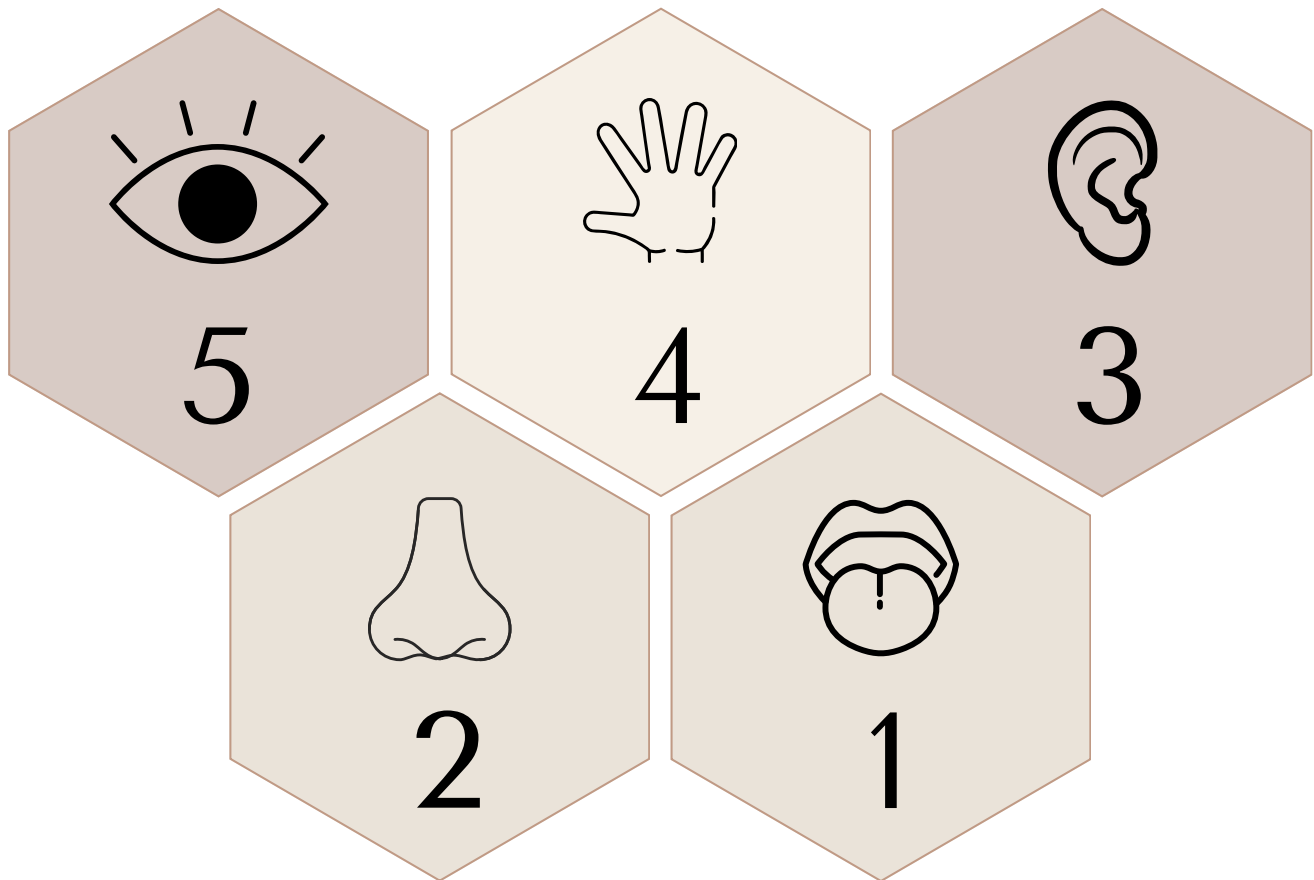
PURPOSE:

This technique helps bring you back to the present moment by engaging your five senses.

Remember to breathe deeply and slowly as you go through each step.

STEPS:

- Look around and name 5 things you can see.
- Touch 4 objects around you and focus on their texture and temperature.
- Listen and identify 3 distinct sounds you can hear.
- Smell and recognize 2 different scents, whether nearby or by remembering them.
- Taste something or remember a taste, focusing on the sensation in your mouth.



BOX BREATHING TECHNIQUE

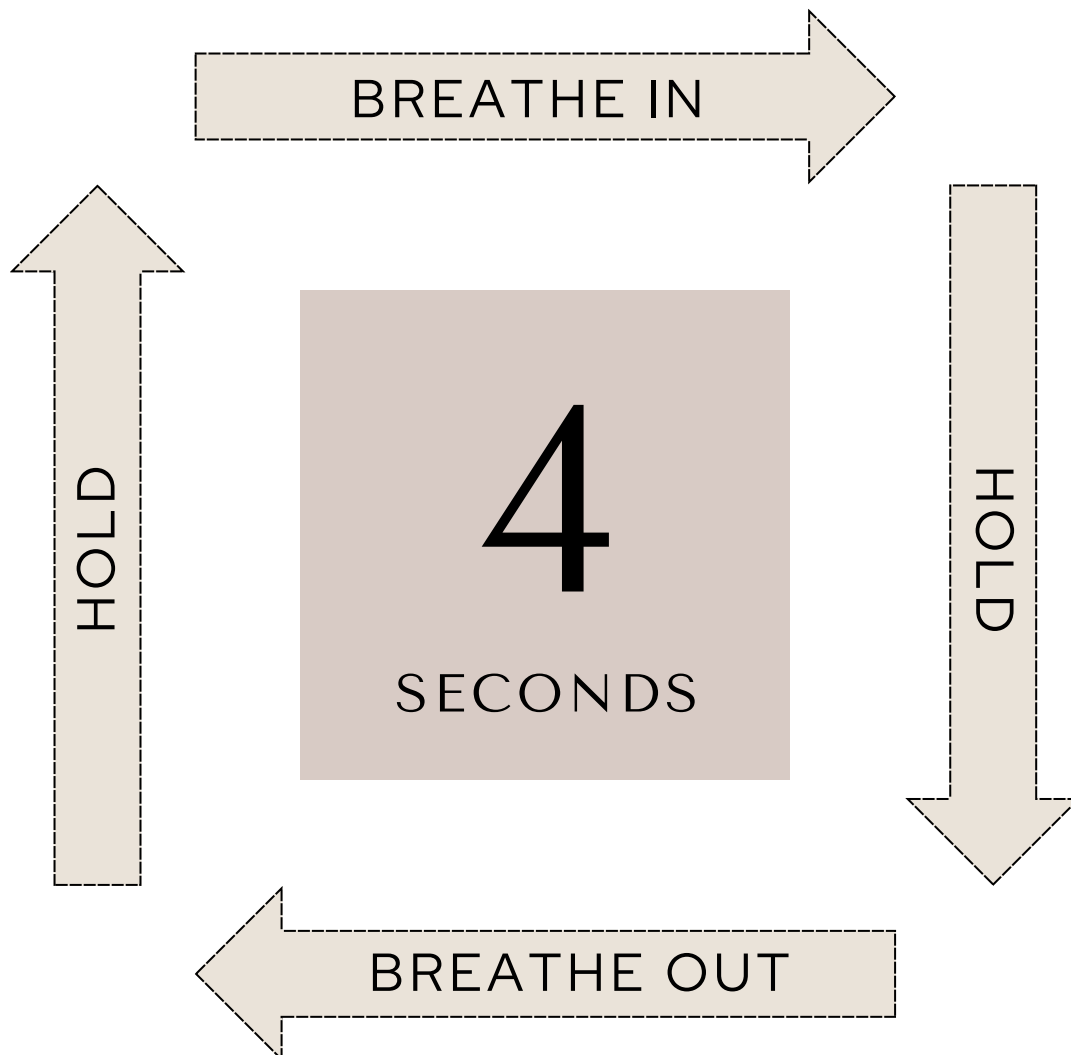
PURPOSE:

This breathing exercise helps to calm the nervous system, reduce stress, and increase focus.

Repeat this pattern for a few minutes, gradually increasing the count if comfortable.

STEPS:

- Exhale completely through your mouth.
- Slowly inhale through your nose for a count of four.
- Hold your breath for another count of four.
- Exhale slowly through your mouth for a count of four.
- Hold your breath again for a count of four.



ACCEPTANCE MEDITATION

PURPOSE:

This meditation promotes the acceptance of current feelings, thoughts, and bodily sensations. By acknowledging and accepting what we're experiencing without judgment, we can reduce the added stress of resistance and negative self-talk.

This meditation fosters an attitude of acceptance towards one's current state. With regular practice, this can reduce the compounding stress of resisting or judging our experiences and promote a more peaceful relationship with our inner world.

STEPS:

- Find a quiet, comfortable place to sit or lie down. Close your eyes if you feel comfortable doing so.
- Take a few deep breaths, feeling the rise and fall of your chest and belly.
- Begin by noticing any sounds around you, accepting them as they are without trying to change or judge them.
- Now, shift your attention to your body. Notice any sensations - perhaps aches, tension, or warmth. Instead of judging or trying to change these sensations, simply observe them. Say to yourself, "I notice this sensation, and it's okay."
- Next, turn your attention to your thoughts. Watch them come and go like clouds in the sky. If you notice any judgments or negative thoughts, try saying to yourself, "This is a thought, and it's okay to have this thought."
- Similarly, acknowledge your feelings. Whether you're feeling anxious, sad, happy, or neutral, say to yourself, "This is how I feel right now, and it's okay to feel this way."
- Continue this meditation for a few minutes, cycling between bodily sensations, thoughts, and feelings.
- When you're ready, take a few more deep breaths, slowly open your eyes, and bring yourself back to the present moment.

